

Scaled data based on original data using
LM-79-08 Approved Method: Electrical and Photometric Measurements of Solid-
State Lighting Products

Test Report Prepared for
Cooper Lighting Solutions
(formerly Eaton)

Brand: McGRAW-EDISON

Report Number: P226934

Luminaire Tested: **ISW-AF-350-LED-E1-SL3-7030**

Issue Date: 3/3/2020

Test Information

Test Method: LM-79-08
Report Number: P226934
TEST IS SCALED FROM IESNA LM-79-08 TEST DATA (P35946)
Test Lab: INNOVATION CENTER-P3
Issue Date: 3/3/2020
Manufacturer: COOPER LIGHTING SOLUTIONS (FORMERLY EATON)
Product Line: MCGRAW-EDISON
Catalog Number: ISW-AF-350-LED-E1-SL3-7030
Description: IMPACT ELITE LED WEDGE LUMINAIRE
LIGHT SQUARE WITH ACCULED OPTICS-TYPE III W/SPILL CONTROL
Light Source: (16) 3000K CCT, 70 CRI LEDs
Ballast/Driver: ELECTRONIC DRIVER

Summary

Lumens per Lamp: N/A
Luminaire Lumens: 2093.6 lumens
Efficiency: N/A
Efficacy: 104.2 lumens/watt
Luminous Opening: Rectangular (W 0.5' x L: 0.5' x H: 0')
IES Classification: Type II - Short - Semi-Cutoff
BUG Rating: B0 - U1 - G1

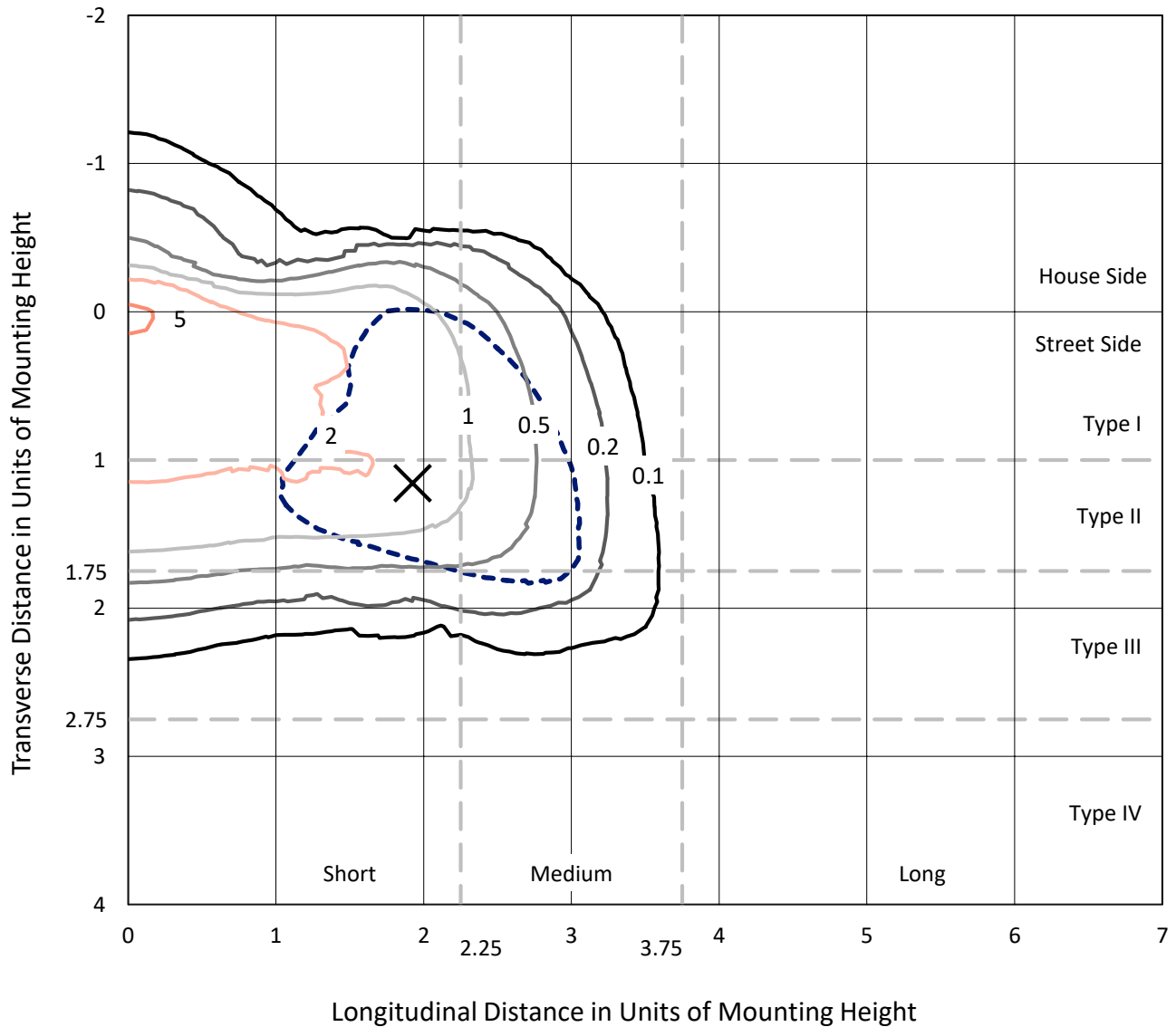
Input Watts (W): 20.09
Input Voltage (V): 120
Input Current (Ain): NR
Voltage Rise (V): NR
Power Factor: NR
Total Harmonic Distortion (THDi): NR
Frequency (hertz): 60
Stabilization Time: NR
Operation Time: NR
Ambient Temperature (°C): NR
Test Distance: 25 FT



REPORT NUMBER: P226934
 CATALOG NUMBER: ISW-AF-350-LED-E1-SL3-7030

Iso-Footcandle Lines of Horizontal Illumination

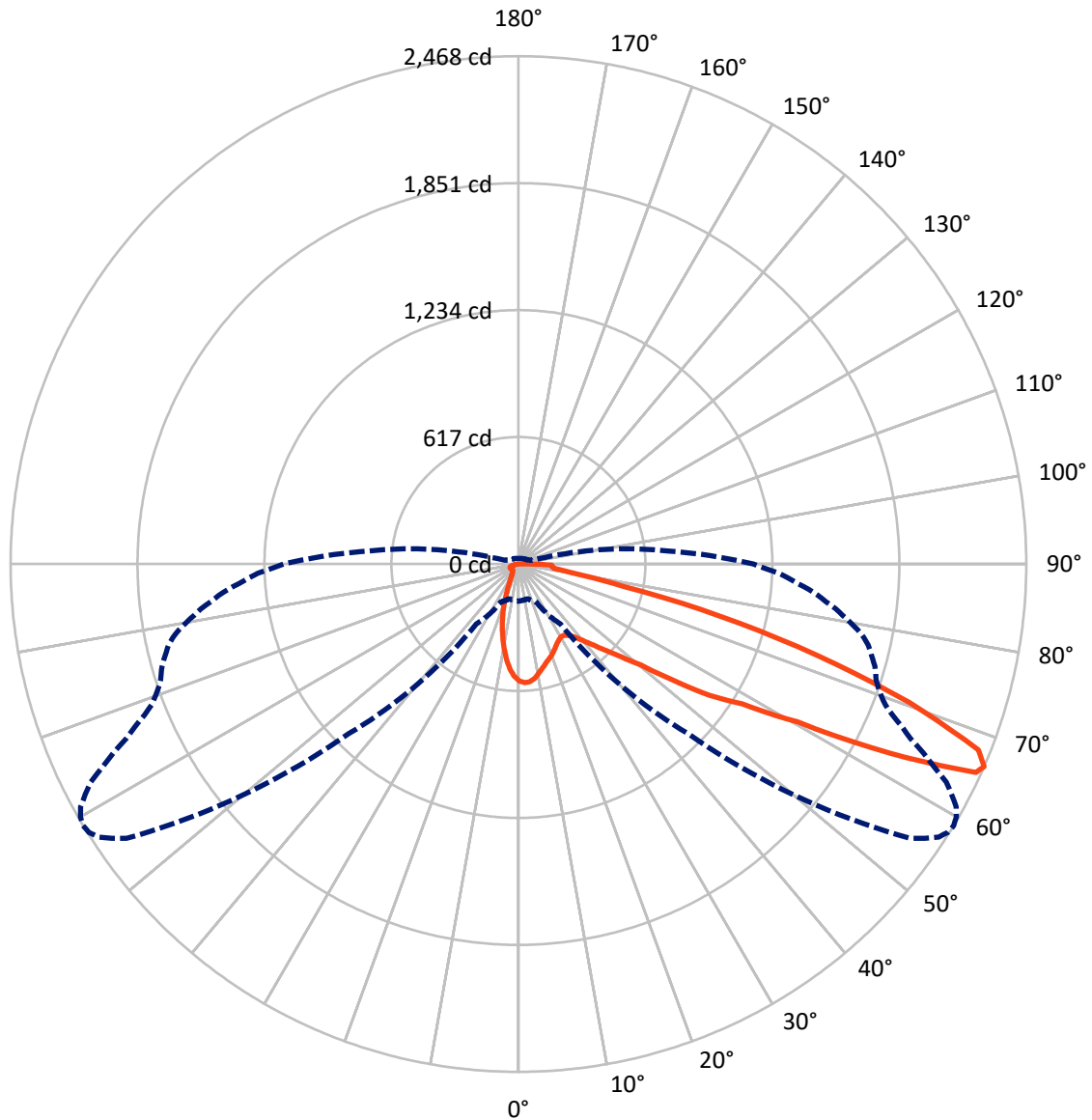
× Max cd
 - - - 1/2 Max cd



Based on 10 foot mounting height. Maximum calculated value = 5.7 fc
 Type II - Short - Semi-Cutoff

REPORT NUMBER: P226934
CATALOG NUMBER: ISW-AF-350-LED-E1-SL3-7030

Luminous Intensity Polar Plot



— Vertical Plane Through 59-Deg Lateral - - - Horizontal Cone Through 66-Deg Vertical

REPORT NUMBER: P226934

CATALOG NUMBER: ISW-AF-350-LED-E1-SL3-7030

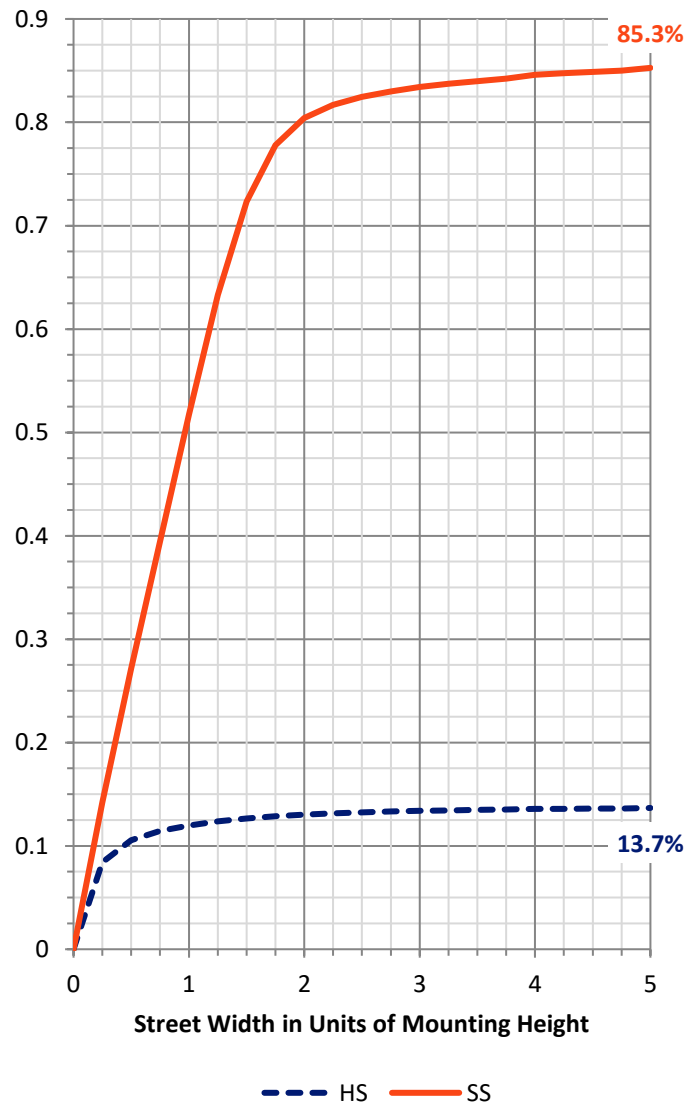
FLUX DISTRIBUTION:

		Downward	Upward	Total
House Side	Lumens	290.5	0.1	290.6
	% Fixture	13.9	0.0	13.9
Street Side	Lumens	1802.2	0.8	1803.0
	% Fixture	86.1	0.0	86.1
Total	Lumens	2092.7	0.9	2093.6
	% Fixture	100.0	0.0	100.0

ZONAL LUMENS:

Zone	Lumens	% Fixture
0°-10°	48.5	2.3
10°-20°	102.4	4.9
20°-30°	128.5	6.1
30°-40°	175.8	8.4
40°-50°	282.8	13.5
50°-60°	491.3	23.5
60°-70°	597.0	28.5
70°-80°	222.7	10.6
80°-90°	43.8	2.1
90°-100°	0.9	0.0
100°-110°	0.0	0.0
110°-120°	0.0	0.0
120°-130°	0.0	0.0
130°-140°	0.0	0.0
140°-150°	0.0	0.0
150°-160°	0.0	0.0
160°-170°	0.0	0.0
170°-180°	0.0	0.0
0°-90°	2092.7	100.0
0°-180°	2093.6	100.0

Coefficient of Utilization



REPORT NUMBER: P226934

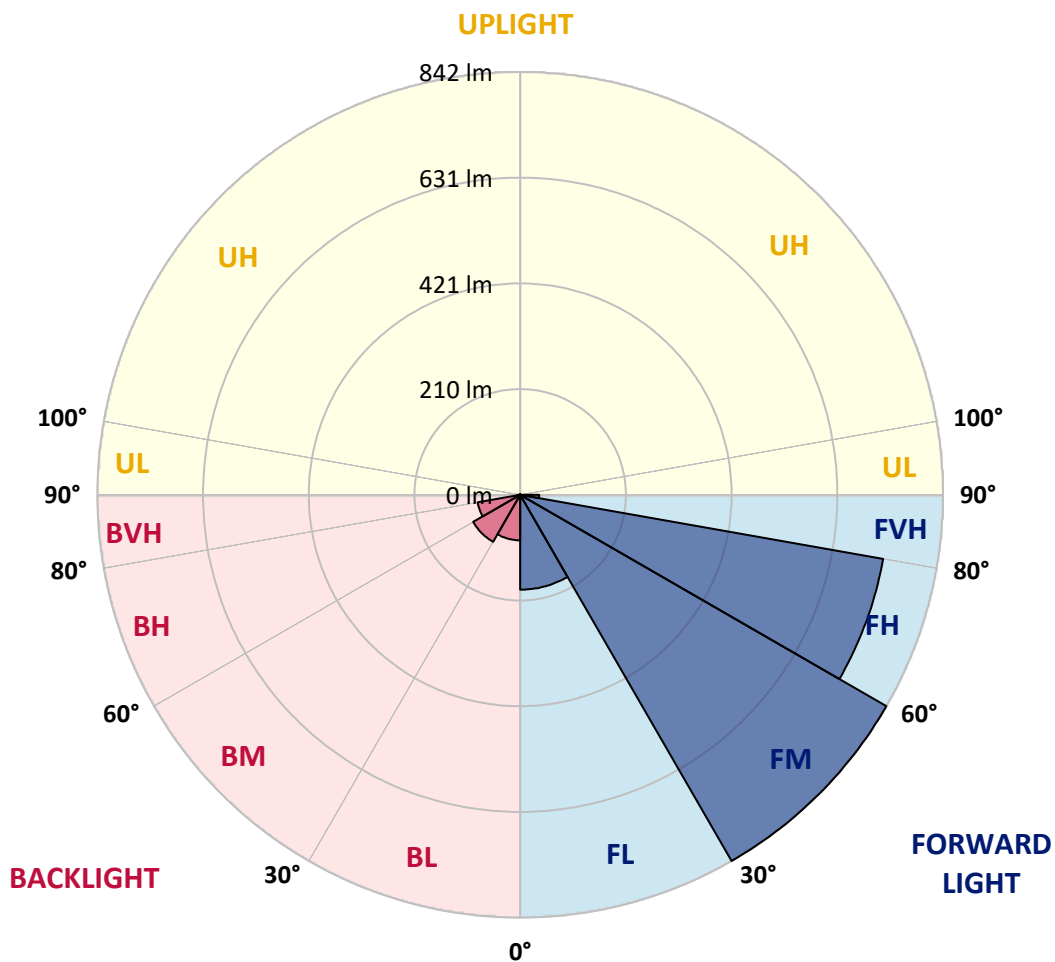
CATALOG NUMBER: ISW-AF-350-LED-E1-SL3-7030

LUMINAIRE CLASSIFICATION SYSTEM LUMEN TABLE AND BUG RATING:

Zone	Lumens	% Fixture	Zone Rating/Lumen Limit		
			B	U	G
FL (0°-30°)	188.8	9.0			
FM (30°-60°)	841.9	40.2			
FH (60°-80°)	733.8	35.0			G1/1800
FVH (80°-90°)	37.8	1.8			G1/100
BL (0°-30°)	90.6	4.3	B0/110		
BM (30°-60°)	108.0	5.2	B0/220		
BH (60°-80°)	85.9	4.1	B0/110		G0/110
BVH (80°-90°)	6.0	0.3			G0/10
UL (90°-100°)	0.9	0.0		U1/10	
UH (100°-180°)	0.1	0.0		U1/10	

BUG Rating: B0-U1-G1

Type II Short





REPORT NUMBER: P226934

CATALOG NUMBER: ISW-AF-350-LED-E1-SL3-7030

CANDELA DISTRIBUTION (FULL):

	0°	5°	15°	25°	35°	45°	55°	56°	57°	58°	59°
0°	568.8	568.8	568.8	568.8	568.8	568.8	568.8	568.8	568.8	568.8	568.8
2.5°	583.5	581.6	585.1	583.9	584.8	580.0	579.0	578.1	578.7	577.8	577.8
5°	569.7	568.8	572.9	575.2	577.1	576.5	576.2	576.2	576.5	574.2	574.5
7.5°	529.3	528.6	534.4	538.6	547.9	553.4	560.4	560.7	561.4	560.4	562.4
10°	486.3	488.2	493.3	500.1	513.9	522.2	535.7	538.3	539.2	539.6	539.9
12.5°	445.2	443.3	449.7	462.5	481.1	494.6	511.6	512.9	514.5	516.8	519.0
15°	408.6	410.8	416.0	429.5	449.0	468.0	490.1	491.4	494.6	496.6	499.8
17.5°	383.6	383.6	389.3	401.9	420.2	444.2	472.2	474.4	477.0	479.5	483.1
20°	371.0	371.0	373.3	380.7	396.7	419.8	453.5	456.1	460.6	463.5	468.3
22.5°	370.1	369.8	369.4	371.0	380.7	398.7	433.6	437.2	441.0	445.5	449.7
25°	380.4	381.3	377.5	374.9	375.9	384.2	414.7	416.6	424.0	426.9	432.0
27.5°	395.1	396.7	393.5	389.7	383.9	378.4	398.7	401.9	406.7	411.5	417.9
30°	416.3	416.0	415.7	413.1	401.9	384.9	393.8	396.1	400.3	404.1	409.6
32.5°	439.1	441.7	443.6	442.3	430.8	401.9	400.6	402.5	406.4	408.6	412.1
35°	468.6	469.9	477.3	477.3	465.7	432.4	419.5	421.1	423.0	424.0	426.6
37.5°	501.0	505.5	516.5	522.9	504.9	470.2	449.4	449.4	450.3	451.0	452.6
40°	538.6	545.0	560.1	572.3	560.7	517.4	488.5	491.4	490.5	489.2	492.7
42.5°	582.3	589.3	607.6	619.2	612.4	574.2	541.2	539.2	542.1	538.3	539.6
45°	633.0	638.4	657.0	669.2	674.7	643.9	610.2	606.3	606.3	598.0	601.5
47.5°	678.5	680.1	698.1	719.6	737.3	737.9	690.4	687.9	681.8	676.3	675.0
50°	720.9	725.7	737.3	760.7	797.6	829.7	800.8	792.8	786.1	765.8	771.9
52.5°	794.4	803.7	811.1	825.2	868.9	934.0	969.7	957.2	955.5	937.3	933.1
55°	808.2	809.2	833.6	915.1	1017.8	1064.7	1133.0	1132.7	1137.9	1132.1	1126.6
57.5°	743.4	735.7	776.4	884.0	1090.4	1331.1	1310.2	1312.5	1305.7	1288.1	1282.6
60°	579.0	585.5	629.4	766.5	1038.0	1503.1	1640.8	1600.1	1629.3	1583.4	1558.7
62.5°	325.8	318.4	348.3	492.4	851.6	1512.1	2091.2	2095.7	2109.8	2084.1	2023.8
65°	210.2	207.0	204.1	249.1	510.4	1322.7	2340.2	2395.4	2428.5	2442.0	2443.0
66°	180.7	178.1	174.6	203.8	355.6	1165.5	2324.2	2383.3	2435.9	2460.9	2468.3
67.5°	153.7	149.9	149.3	168.8	247.5	904.2	2171.1	2263.8	2310.4	2375.2	2410.5
70°	117.5	115.6	121.3	145.7	190.0	425.6	1730.1	1851.1	1931.3	1982.0	2014.8
72.5°	98.5	97.9	105.9	133.2	180.1	241.4	1211.0	1341.0	1424.8	1473.3	1518.2
75°	77.0	77.7	88.3	127.1	179.1	210.2	703.6	827.5	876.3	952.7	1011.1
77.5°	57.8	57.1	65.5	102.7	174.6	213.1	365.6	416.9	470.6	509.4	523.5
80°	40.4	41.1	46.9	70.6	136.1	219.2	227.9	239.8	251.0	263.5	266.1
82.5°	27.0	27.3	34.7	48.5	94.4	209.3	212.8	207.4	198.7	187.8	175.9
85°	16.4	17.0	24.7	32.7	73.2	189.4	220.2	205.7	192.6	178.1	163.7
87.5°	8.3	9.3	14.8	19.3	43.3	93.4	229.2	218.6	200.6	178.5	162.4
90°	2.2	2.2	3.2	4.8	8.7	18.9	57.8	52.0	26.0	49.4	24.4
92.5°	0.0	0.0	0.0	0.0	0.0	0.0	0.0	0.0	0.0	0.0	0.0
95°	0.0	0.0	0.0	0.0	0.0	0.0	0.0	0.0	0.0	0.0	0.0
97.5°	0.0	0.0	0.0	0.0	0.0	0.0	0.0	0.0	0.0	0.0	0.0
100°	0.0	0.0	0.0	0.0	0.0	0.0	0.0	0.0	0.0	0.0	0.0
102.5°	0.0	0.0	0.0	0.0	0.0	0.0	0.0	0.0	0.0	0.0	0.0
105°	0.0	0.0	0.0	0.0	0.0	0.0	0.0	0.0	0.0	0.0	0.0
107.5°	0.0	0.0	0.0	0.0	0.0	0.0	0.0	0.0	0.0	0.0	0.0



REPORT NUMBER: P226934

CATALOG NUMBER: ISW-AF-350-LED-E1-SL3-7030

CANDELA DISTRIBUTION (continued):

	0°	5°	15°	25°	35°	45°	55°	56°	57°	58°	59°
110°	0.0	0.0	0.0	0.0	0.0	0.0	0.0	0.0	0.0	0.0	0.0
112.5°	0.0	0.0	0.0	0.0	0.0	0.0	0.0	0.0	0.0	0.0	0.0
115°	0.0	0.0	0.0	0.0	0.0	0.0	0.0	0.0	0.0	0.0	0.0
117.5°	0.0	0.0	0.0	0.0	0.0	0.0	0.0	0.0	0.0	0.0	0.0
120°	0.0	0.0	0.0	0.0	0.0	0.0	0.0	0.0	0.0	0.0	0.0
122.5°	0.0	0.0	0.0	0.0	0.0	0.0	0.0	0.0	0.0	0.0	0.0
125°	0.0	0.0	0.0	0.0	0.0	0.0	0.0	0.0	0.0	0.0	0.0
127.5°	0.0	0.0	0.0	0.0	0.0	0.0	0.0	0.0	0.0	0.0	0.0
130°	0.0	0.0	0.0	0.0	0.0	0.0	0.0	0.0	0.0	0.0	0.0
132.5°	0.0	0.0	0.0	0.0	0.0	0.0	0.0	0.0	0.0	0.0	0.0
135°	0.0	0.0	0.0	0.0	0.0	0.0	0.0	0.0	0.0	0.0	0.0
137.5°	0.0	0.0	0.0	0.0	0.0	0.0	0.0	0.0	0.0	0.0	0.0
140°	0.0	0.0	0.0	0.0	0.0	0.0	0.0	0.0	0.0	0.0	0.0
142.5°	0.0	0.0	0.0	0.0	0.0	0.0	0.0	0.0	0.0	0.0	0.0
145°	0.0	0.0	0.0	0.0	0.0	0.0	0.0	0.0	0.0	0.0	0.0
147.5°	0.0	0.0	0.0	0.0	0.0	0.0	0.0	0.0	0.0	0.0	0.0
150°	0.0	0.0	0.0	0.0	0.0	0.0	0.0	0.0	0.0	0.0	0.0
152.5°	0.0	0.0	0.0	0.0	0.0	0.0	0.0	0.0	0.0	0.0	0.0
155°	0.0	0.0	0.0	0.0	0.0	0.0	0.0	0.0	0.0	0.0	0.0
157.5°	0.0	0.0	0.0	0.0	0.0	0.0	0.0	0.0	0.0	0.0	0.0
160°	0.0	0.0	0.0	0.0	0.0	0.0	0.0	0.0	0.0	0.0	0.0
162.5°	0.0	0.0	0.0	0.0	0.0	0.0	0.0	0.0	0.0	0.0	0.0
165°	0.0	0.0	0.0	0.0	0.0	0.0	0.0	0.0	0.0	0.0	0.0
167.5°	0.0	0.0	0.0	0.0	0.0	0.0	0.0	0.0	0.0	0.0	0.0
170°	0.0	0.0	0.0	0.0	0.0	0.0	0.0	0.0	0.0	0.0	0.0
172.5°	0.0	0.0	0.0	0.0	0.0	0.0	0.0	0.0	0.0	0.0	0.0
175°	0.0	0.0	0.0	0.0	0.0	0.0	0.0	0.0	0.0	0.0	0.0
177.5°	0.0	0.0	0.0	0.0	0.0	0.0	0.0	0.0	0.0	0.0	0.0
180°	0.0	0.0	0.0	0.0	0.0	0.0	0.0	0.0	0.0	0.0	0.0



REPORT NUMBER: P226934

CATALOG NUMBER: ISW-AF-350-LED-E1-SL3-7030

CANDELA DISTRIBUTION (continued):

	60°	61°	62°	63°	64°	65°	66°	67°	68°	69°	70°
0°	568.8	568.8	568.8	568.8	568.8	568.8	568.8	568.8	568.8	568.8	568.8
2.5°	577.4	578.1	577.4	576.5	577.4	576.5	576.2	575.8	576.2	575.5	575.2
5°	574.5	575.2	575.2	573.3	572.9	574.2	572.3	572.9	572.3	571.7	570.4
7.5°	560.7	561.1	561.4	560.1	561.1	561.1	560.4	560.4	559.8	560.1	558.8
10°	541.5	542.8	544.1	543.4	543.1	546.0	544.7	545.7	545.7	544.7	545.0
12.5°	520.6	522.9	524.5	524.5	525.8	529.0	528.6	529.3	531.9	531.9	530.9
15°	501.4	503.6	506.2	508.1	510.7	512.9	514.5	517.1	518.4	518.4	520.0
17.5°	486.3	489.5	492.4	493.3	496.9	500.7	501.7	504.9	506.8	507.8	509.7
20°	471.5	475.0	478.6	481.8	485.0	489.5	491.7	493.7	496.9	498.8	501.7
22.5°	454.2	459.6	464.1	468.0	473.4	477.3	481.8	485.0	488.8	491.7	494.0
25°	437.8	445.2	451.3	455.1	462.5	468.0	473.4	478.3	483.1	487.2	490.5
27.5°	422.7	431.1	438.5	444.6	452.6	461.2	466.7	474.7	481.1	486.9	490.8
30°	415.3	422.4	430.1	437.2	445.2	456.1	465.1	475.4	483.4	490.8	496.6
32.5°	416.9	423.4	430.1	436.2	444.6	456.7	466.1	477.9	489.8	499.4	506.8
35°	429.8	435.6	440.1	445.5	452.9	462.2	472.2	484.7	499.4	512.3	521.9
37.5°	456.7	458.4	462.8	467.0	470.9	479.5	488.8	499.4	516.5	529.9	543.4
40°	490.1	494.3	498.5	500.4	504.9	510.4	514.5	525.8	540.8	558.5	573.3
42.5°	539.9	541.5	542.1	542.8	544.4	548.2	554.3	564.6	579.4	595.1	611.5
45°	595.7	597.7	599.6	600.5	598.3	600.5	607.0	611.8	626.2	641.0	661.9
47.5°	673.1	667.3	664.4	668.3	666.3	671.2	674.1	676.9	694.3	711.9	729.6
50°	772.3	768.7	764.2	764.6	768.1	764.9	766.8	777.4	783.2	797.9	821.4
52.5°	930.8	919.9	902.9	895.5	899.7	897.1	898.1	900.3	896.5	910.3	930.2
55°	1126.6	1112.5	1101.3	1094.9	1071.1	1069.2	1053.4	1047.7	1035.1	1048.3	1043.8
57.5°	1266.3	1257.3	1251.5	1232.2	1221.3	1199.5	1193.1	1185.4	1168.0	1176.7	1184.4
60°	1535.9	1503.8	1492.9	1459.2	1447.9	1427.1	1400.4	1387.3	1378.3	1386.6	1381.5
62.5°	1985.9	1941.3	1932.6	1852.7	1833.1	1784.9	1734.9	1728.1	1699.9	1682.2	1678.1
65°	2425.3	2361.4	2313.6	2226.3	2167.2	2098.5	2022.2	1966.3	1908.8	1880.0	1841.8
66°	2458.0	2432.7	2384.5	2333.5	2247.5	2172.4	2085.7	2025.4	1960.8	1910.1	1877.4
67.5°	2402.2	2388.7	2371.7	2337.0	2283.1	2213.1	2131.0	2053.9	1976.3	1916.6	1864.2
70°	2030.5	2045.3	2064.5	2055.5	2024.7	1997.4	1924.9	1881.9	1823.5	1745.1	1713.1
72.5°	1532.7	1572.1	1558.7	1507.9	1484.2	1465.3	1438.9	1410.0	1326.3	1316.6	1278.8
75°	986.0	972.9	981.5	919.9	877.9	860.5	797.9	772.3	709.4	668.6	637.5
77.5°	519.7	494.0	474.1	419.8	381.0	358.2	327.7	291.8	236.6	233.3	183.0
80°	241.1	221.5	203.5	184.6	165.6	140.6	122.0	99.5	87.9	75.4	70.3
82.5°	163.7	151.2	140.3	127.7	113.3	96.0	82.8	70.3	60.0	53.9	49.1
85°	148.3	134.8	122.6	106.9	91.8	77.4	63.2	52.3	42.7	37.2	34.0
87.5°	144.1	127.4	114.6	97.6	82.8	68.0	54.6	42.4	33.1	27.0	23.1
90°	18.3	19.6	14.1	13.5	5.8	7.4	5.5	3.2	3.5	2.6	2.9
92.5°	0.0	0.0	0.0	0.0	0.0	0.0	0.0	0.0	0.0	0.0	0.0
95°	0.0	0.0	0.0	0.0	0.0	0.0	0.0	0.0	0.0	0.0	0.0
97.5°	0.0	0.0	0.0	0.0	0.0	0.0	0.0	0.0	0.0	0.0	0.0
100°	0.0	0.0	0.0	0.0	0.0	0.0	0.0	0.0	0.0	0.0	0.0
102.5°	0.0	0.0	0.0	0.0	0.0	0.0	0.0	0.0	0.0	0.0	0.0
105°	0.0	0.0	0.0	0.0	0.0	0.0	0.0	0.0	0.0	0.0	0.0
107.5°	0.0	0.0	0.0	0.0	0.0	0.0	0.0	0.0	0.0	0.0	0.0



REPORT NUMBER: P226934

CATALOG NUMBER: ISW-AF-350-LED-E1-SL3-7030

CANDELA DISTRIBUTION (continued):

	60°	61°	62°	63°	64°	65°	66°	67°	68°	69°	70°
110°	0.0	0.0	0.0	0.0	0.0	0.0	0.0	0.0	0.0	0.0	0.0
112.5°	0.0	0.0	0.0	0.0	0.0	0.0	0.0	0.0	0.0	0.0	0.0
115°	0.0	0.0	0.0	0.0	0.0	0.0	0.0	0.0	0.0	0.0	0.0
117.5°	0.0	0.0	0.0	0.0	0.0	0.0	0.0	0.0	0.0	0.0	0.0
120°	0.0	0.0	0.0	0.0	0.0	0.0	0.0	0.0	0.0	0.0	0.0
122.5°	0.0	0.0	0.0	0.0	0.0	0.0	0.0	0.0	0.0	0.0	0.0
125°	0.0	0.0	0.0	0.0	0.0	0.0	0.0	0.0	0.0	0.0	0.0
127.5°	0.0	0.0	0.0	0.0	0.0	0.0	0.0	0.0	0.0	0.0	0.0
130°	0.0	0.0	0.0	0.0	0.0	0.0	0.0	0.0	0.0	0.0	0.0
132.5°	0.0	0.0	0.0	0.0	0.0	0.0	0.0	0.0	0.0	0.0	0.0
135°	0.0	0.0	0.0	0.0	0.0	0.0	0.0	0.0	0.0	0.0	0.0
137.5°	0.0	0.0	0.0	0.0	0.0	0.0	0.0	0.0	0.0	0.0	0.0
140°	0.0	0.0	0.0	0.0	0.0	0.0	0.0	0.0	0.0	0.0	0.0
142.5°	0.0	0.0	0.0	0.0	0.0	0.0	0.0	0.0	0.0	0.0	0.0
145°	0.0	0.0	0.0	0.0	0.0	0.0	0.0	0.0	0.0	0.0	0.0
147.5°	0.0	0.0	0.0	0.0	0.0	0.0	0.0	0.0	0.0	0.0	0.0
150°	0.0	0.0	0.0	0.0	0.0	0.0	0.0	0.0	0.0	0.0	0.0
152.5°	0.0	0.0	0.0	0.0	0.0	0.0	0.0	0.0	0.0	0.0	0.0
155°	0.0	0.0	0.0	0.0	0.0	0.0	0.0	0.0	0.0	0.0	0.0
157.5°	0.0	0.0	0.0	0.0	0.0	0.0	0.0	0.0	0.0	0.0	0.0
160°	0.0	0.0	0.0	0.0	0.0	0.0	0.0	0.0	0.0	0.0	0.0
162.5°	0.0	0.0	0.0	0.0	0.0	0.0	0.0	0.0	0.0	0.0	0.0
165°	0.0	0.0	0.0	0.0	0.0	0.0	0.0	0.0	0.0	0.0	0.0
167.5°	0.0	0.0	0.0	0.0	0.0	0.0	0.0	0.0	0.0	0.0	0.0
170°	0.0	0.0	0.0	0.0	0.0	0.0	0.0	0.0	0.0	0.0	0.0
172.5°	0.0	0.0	0.0	0.0	0.0	0.0	0.0	0.0	0.0	0.0	0.0
175°	0.0	0.0	0.0	0.0	0.0	0.0	0.0	0.0	0.0	0.0	0.0
177.5°	0.0	0.0	0.0	0.0	0.0	0.0	0.0	0.0	0.0	0.0	0.0
180°	0.0	0.0	0.0	0.0	0.0	0.0	0.0	0.0	0.0	0.0	0.0



REPORT NUMBER: P226934

CATALOG NUMBER: ISW-AF-350-LED-E1-SL3-7030

CANDELA DISTRIBUTION (continued):

	71°	72°	73°	74°	75°	76°	77°	78°	79°	80°	81°
0°	568.8	568.8	568.8	568.8	568.8	568.8	568.8	568.8	568.8	568.8	568.8
2.5°	574.5	573.6	574.5	574.2	572.9	573.3	573.6	572.3	571.7	571.7	571.3
5°	569.4	568.8	569.4	569.1	567.2	566.8	566.8	565.9	564.6	563.6	563.0
7.5°	557.2	557.9	557.5	556.6	555.6	555.6	554.6	552.4	551.1	549.8	548.5
10°	543.4	543.4	543.7	543.4	541.8	541.2	539.9	538.6	538.9	535.7	533.1
12.5°	531.2	531.2	530.9	530.3	529.3	529.0	529.0	525.1	524.2	523.2	520.3
15°	519.7	520.3	520.3	520.3	518.7	518.7	517.1	514.5	514.5	511.6	508.7
17.5°	510.7	511.6	511.3	511.6	512.0	510.0	507.1	505.5	503.6	502.0	498.2
20°	503.0	503.6	503.9	503.9	503.0	501.7	499.1	496.6	495.3	492.1	487.2
22.5°	495.9	497.2	497.5	497.5	496.2	495.3	492.7	488.8	486.3	482.4	477.9
25°	493.0	494.6	493.7	494.3	493.0	490.8	487.2	484.0	480.2	475.4	470.6
27.5°	494.0	496.2	495.6	495.3	493.7	492.1	487.6	483.7	479.2	473.4	467.3
30°	499.8	503.6	502.0	500.7	500.4	496.6	492.4	486.9	481.8	475.0	468.0
32.5°	510.7	512.6	512.9	512.0	510.4	507.1	501.4	494.3	488.5	480.5	472.2
35°	528.6	530.6	529.9	529.9	528.3	523.2	516.1	509.1	501.0	492.1	483.4
37.5°	553.7	557.2	556.6	555.3	553.4	547.3	541.8	533.1	524.2	512.3	502.3
40°	585.1	590.6	595.4	594.4	590.0	584.5	579.4	569.4	560.4	547.3	536.4
42.5°	627.5	634.9	641.0	645.5	643.6	636.5	627.5	623.3	610.5	597.0	585.8
45°	681.8	697.2	702.6	708.1	708.1	703.6	701.7	693.3	679.8	661.9	651.3
47.5°	753.3	773.9	780.0	789.3	794.7	789.9	786.4	772.3	763.3	738.6	736.0
50°	840.3	860.9	877.5	888.5	886.9	891.0	882.7	874.7	862.1	841.9	834.9
52.5°	951.4	967.7	982.8	989.2	996.0	995.0	993.1	987.6	971.9	961.0	943.0
55°	1065.3	1078.8	1097.1	1107.7	1116.4	1114.8	1107.4	1094.2	1097.1	1074.3	1064.4
57.5°	1195.0	1209.8	1229.7	1239.6	1243.5	1263.0	1258.2	1256.6	1251.2	1243.1	1232.9
60°	1418.1	1422.2	1438.6	1463.7	1494.5	1488.4	1496.1	1501.2	1505.1	1487.1	1485.8
62.5°	1683.8	1689.0	1703.1	1708.2	1712.7	1713.4	1703.1	1703.1	1685.4	1662.3	1644.4
65°	1828.9	1818.3	1808.7	1803.2	1791.4	1780.8	1765.4	1744.5	1714.7	1679.0	1646.9
66°	1849.8	1828.3	1815.8	1802.0	1783.0	1763.4	1745.1	1716.6	1681.6	1639.2	1596.9
67.5°	1829.6	1800.0	1770.8	1750.6	1724.3	1689.0	1656.9	1623.5	1590.4	1532.3	1492.9
70°	1645.0	1609.7	1577.6	1533.3	1491.6	1456.9	1401.7	1343.6	1295.8	1234.8	1196.0
72.5°	1221.6	1179.9	1138.2	1075.9	1015.2	1006.3	936.9	868.6	832.0	782.9	743.4
75°	603.4	550.8	476.0	442.6	394.2	370.4	357.2	307.8	295.9	247.5	246.8
77.5°	170.4	146.4	130.0	113.3	106.2	101.1	83.5	79.9	72.5	71.3	67.1
80°	64.5	61.0	59.4	57.8	56.2	55.2	54.6	52.0	50.7	48.8	47.8
82.5°	46.5	45.3	42.4	41.4	40.1	38.2	37.9	36.3	35.3	33.4	32.7
85°	31.5	29.9	28.2	26.6	26.0	25.7	24.7	24.1	23.4	22.5	22.1
87.5°	21.2	19.6	17.7	17.0	16.7	17.0	17.3	16.7	16.4	15.7	15.4
90°	2.6	3.5	3.2	3.2	3.9	3.2	3.2	3.5	3.2	3.2	2.9
92.5°	0.0	0.0	0.0	0.0	0.0	0.0	0.0	0.0	0.0	0.0	0.0
95°	0.0	0.0	0.0	0.0	0.0	0.0	0.0	0.0	0.0	0.0	0.0
97.5°	0.0	0.0	0.0	0.0	0.0	0.0	0.0	0.0	0.0	0.0	0.0
100°	0.0	0.0	0.0	0.0	0.0	0.0	0.0	0.0	0.0	0.0	0.0
102.5°	0.0	0.0	0.0	0.0	0.0	0.0	0.0	0.0	0.0	0.0	0.0
105°	0.0	0.0	0.0	0.0	0.0	0.0	0.0	0.0	0.0	0.0	0.0
107.5°	0.0	0.0	0.0	0.0	0.0	0.0	0.0	0.0	0.0	0.0	0.0



REPORT NUMBER: P226934
 CATALOG NUMBER: ISW-AF-350-LED-E1-SL3-7030

REPORT N
 CATALOG

CANDELA DISTRIBUTION (continued):

CANDELA

	71°	72°	73°	74°	75°	76°	77°	78°	79°	80°	81°	
110°	0.0	0.0	0.0	0.0	0.0	0.0	0.0	0.0	0.0	0.0	0.0	0°
112.5°	0.0	0.0	0.0	0.0	0.0	0.0	0.0	0.0	0.0	0.0	0.0	2.5°
115°	0.0	0.0	0.0	0.0	0.0	0.0	0.0	0.0	0.0	0.0	0.0	5°
117.5°	0.0	0.0	0.0	0.0	0.0	0.0	0.0	0.0	0.0	0.0	0.0	7.5°
120°	0.0	0.0	0.0	0.0	0.0	0.0	0.0	0.0	0.0	0.0	0.0	10°
122.5°	0.0	0.0	0.0	0.0	0.0	0.0	0.0	0.0	0.0	0.0	0.0	12.5°
125°	0.0	0.0	0.0	0.0	0.0	0.0	0.0	0.0	0.0	0.0	0.0	15°
127.5°	0.0	0.0	0.0	0.0	0.0	0.0	0.0	0.0	0.0	0.0	0.0	17.5°
130°	0.0	0.0	0.0	0.0	0.0	0.0	0.0	0.0	0.0	0.0	0.0	20°
132.5°	0.0	0.0	0.0	0.0	0.0	0.0	0.0	0.0	0.0	0.0	0.0	22.5°
135°	0.0	0.0	0.0	0.0	0.0	0.0	0.0	0.0	0.0	0.0	0.0	25°
137.5°	0.0	0.0	0.0	0.0	0.0	0.0	0.0	0.0	0.0	0.0	0.0	27.5°
140°	0.0	0.0	0.0	0.0	0.0	0.0	0.0	0.0	0.0	0.0	0.0	30°
142.5°	0.0	0.0	0.0	0.0	0.0	0.0	0.0	0.0	0.0	0.0	0.0	32.5°
145°	0.0	0.0	0.0	0.0	0.0	0.0	0.0	0.0	0.0	0.0	0.0	35°
147.5°	0.0	0.0	0.0	0.0	0.0	0.0	0.0	0.0	0.0	0.0	0.0	37.5°
150°	0.0	0.0	0.0	0.0	0.0	0.0	0.0	0.0	0.0	0.0	0.0	40°
152.5°	0.0	0.0	0.0	0.0	0.0	0.0	0.0	0.0	0.0	0.0	0.0	42.5°
155°	0.0	0.0	0.0	0.0	0.0	0.0	0.0	0.0	0.0	0.0	0.0	45°
157.5°	0.0	0.0	0.0	0.0	0.0	0.0	0.0	0.0	0.0	0.0	0.0	47.5°
160°	0.0	0.0	0.0	0.0	0.0	0.0	0.0	0.0	0.0	0.0	0.0	50°
162.5°	0.0	0.0	0.0	0.0	0.0	0.0	0.0	0.0	0.0	0.0	0.0	52.5°
165°	0.0	0.0	0.0	0.0	0.0	0.0	0.0	0.0	0.0	0.0	0.0	55°
167.5°	0.0	0.0	0.0	0.0	0.0	0.0	0.0	0.0	0.0	0.0	0.0	57.5°
170°	0.0	0.0	0.0	0.0	0.0	0.0	0.0	0.0	0.0	0.0	0.0	60°
172.5°	0.0	0.0	0.0	0.0	0.0	0.0	0.0	0.0	0.0	0.0	0.0	62.5°
175°	0.0	0.0	0.0	0.0	0.0	0.0	0.0	0.0	0.0	0.0	0.0	65°
177.5°	0.0	0.0	0.0	0.0	0.0	0.0	0.0	0.0	0.0	0.0	0.0	66°
180°	0.0	0.0	0.0	0.0	0.0	0.0	0.0	0.0	0.0	0.0	0.0	67.5°
												70°
												72.5°
												75°
												77.5°
												80°
												82.5°
												85°
												87.5°
												90°
												92.5°
												95°
												97.5°
												100°
												102.5°
												105°
												107.5°



NUMBER: P226934
 NUMBER: ISW-AF-350-LED-E1-SL3-7030

REPORT NUMBER: P
 CATALOG NUMBER:

DISTRIBUTION (continued):

CANDELA DISTRIBUTION

82°	83°	84°	85°	86°	87°	88°	89°	90°	95°	105°	110°	82°	
568.8	568.8	568.8	568.8	568.8	568.8	568.8	568.8	568.8	568.8	568.8	568.8	110°	0.0
570.7	569.7	570.1	568.8	568.4	569.1	569.4	569.4	568.4	562.7	555.9	555.9	112.5°	0.0
562.4	560.4	560.1	559.1	557.5	559.5	558.5	556.9	555.0	548.2	535.1	535.1	115°	0.0
546.9	545.7	544.1	542.8	541.8	541.2	540.8	539.2	535.7	523.2	501.0	501.0	117.5°	0.0
532.2	530.6	528.6	525.8	524.5	522.5	522.5	518.7	516.1	500.4	467.7	467.7	120°	0.0
517.7	514.8	513.9	512.0	508.4	506.8	504.6	500.7	496.9	477.9	434.9	434.9	122.5°	0.0
506.8	503.9	499.8	498.5	494.6	491.1	488.2	483.1	478.9	453.9	400.6	400.6	125°	0.0
494.9	492.7	488.2	485.3	481.1	477.0	472.2	465.7	462.8	431.1	367.8	367.8	127.5°	0.0
485.3	480.2	475.0	472.5	467.3	462.5	457.7	450.0	444.2	408.6	333.2	333.2	130°	0.0
474.1	469.6	464.1	459.6	452.6	447.1	441.7	433.6	426.6	385.8	298.2	298.2	132.5°	0.0
466.4	460.0	454.2	449.0	441.0	434.6	426.9	418.2	411.2	364.0	259.7	259.7	135°	0.0
461.9	455.5	448.1	441.7	432.4	425.0	416.6	407.0	398.0	346.3	223.4	223.4	137.5°	0.0
460.6	452.9	445.2	437.2	427.5	418.2	408.3	398.7	387.1	329.3	183.9	183.9	140°	0.0
464.5	455.1	446.5	436.8	425.6	415.0	405.1	392.6	381.0	314.6	145.1	145.1	142.5°	0.0
475.0	463.8	453.9	443.3	430.4	418.9	407.0	392.9	380.0	304.3	111.1	111.1	145°	0.0
491.7	481.1	469.6	459.0	444.2	431.4	418.2	403.1	387.7	300.1	83.8	83.8	147.5°	0.0
525.4	511.3	499.4	488.2	471.2	458.0	442.9	424.7	407.3	304.0	70.0	70.0	150°	0.0
572.6	555.0	544.1	534.1	512.9	498.5	481.1	460.3	440.7	314.9	61.6	61.6	152.5°	0.0
637.8	624.3	604.7	589.3	567.8	551.8	532.5	507.5	485.6	330.3	57.5	57.5	155°	0.0
719.3	701.7	682.4	666.7	643.2	615.3	595.1	564.9	540.2	354.4	55.5	55.5	157.5°	0.0
819.1	797.9	771.9	758.8	726.4	704.5	677.6	645.2	613.7	391.6	56.5	56.5	160°	0.0
927.6	904.8	884.6	859.6	830.0	805.7	780.0	745.6	706.1	462.2	60.3	60.3	162.5°	0.0
1042.2	1027.4	1008.2	975.8	959.7	928.9	896.2	858.3	829.7	554.0	69.7	69.7	165°	0.0
1209.1	1193.1	1190.8	1159.0	1134.7	1106.7	1081.0	1049.6	1015.9	717.1	91.5	91.5	167.5°	0.0
1465.9	1449.2	1430.3	1405.6	1376.7	1342.0	1310.2	1267.9	1230.3	880.4	101.7	101.7	170°	0.0
1618.0	1587.2	1553.2	1515.7	1473.6	1430.6	1387.9	1333.7	1279.1	890.4	91.8	91.8	172.5°	0.0
1605.2	1567.0	1523.7	1472.6	1428.3	1375.4	1329.5	1259.5	1209.8	792.8	74.8	74.8	175°	0.0
1557.7	1505.4	1464.6	1417.8	1362.2	1314.7	1266.3	1197.2	1140.4	727.0	68.4	68.4	177.5°	0.0
1436.0	1391.4	1334.9	1290.0	1248.9	1192.1	1146.5	1082.0	1042.9	630.4	61.3	61.3	180°	0.0
1147.8	1086.2	1038.4	1003.4	956.8	905.5	865.0	810.8	776.1	417.3	53.0	53.0		
668.6	653.2	599.6	569.4	541.2	499.4	467.3	441.3	395.8	202.2	46.9	46.9		
206.1	191.6	189.7	161.1	170.4	145.7	141.9	129.0	129.0	77.7	36.9	36.9		
65.8	64.5	61.9	58.4	57.1	57.1	55.5	55.2	52.6	41.7	27.6	27.6		
46.5	45.6	44.6	43.7	43.0	43.3	42.0	41.4	40.8	30.2	21.8	21.8		
32.1	31.1	29.2	29.2	28.6	28.2	28.6	27.3	27.0	21.2	18.3	18.3		
21.8	21.5	21.2	20.9	20.5	20.2	19.9	18.9	18.3	14.8	12.8	12.8		
14.4	12.2	11.9	10.3	10.0	9.6	9.0	9.6	10.6	10.6	8.3	8.3		
3.2	2.9	3.2	3.2	2.6	2.9	2.9	2.2	2.2	3.2	2.9	2.9		
0.0	0.0	0.0	0.0	0.0	0.0	0.0	0.0	0.0	0.0	0.0	0.0		
0.0	0.0	0.0	0.0	0.0	0.0	0.0	0.0	0.0	0.0	0.0	0.0		
0.0	0.0	0.0	0.0	0.0	0.0	0.0	0.0	0.0	0.0	0.0	0.0		
0.0	0.0	0.0	0.0	0.0	0.0	0.0	0.0	0.0	0.0	0.0	0.0		
0.0	0.0	0.0	0.0	0.0	0.0	0.0	0.0	0.0	0.0	0.0	0.0		
0.0	0.0	0.0	0.0	0.0	0.0	0.0	0.0	0.0	0.0	0.0	0.0		
0.0	0.0	0.0	0.0	0.0	0.0	0.0	0.0	0.0	0.0	0.0	0.0		
0.0	0.0	0.0	0.0	0.0	0.0	0.0	0.0	0.0	0.0	0.0	0.0		
0.0	0.0	0.0	0.0	0.0	0.0	0.0	0.0	0.0	0.0	0.0	0.0		
0.0	0.0	0.0	0.0	0.0	0.0	0.0	0.0	0.0	0.0	0.0	0.0		
0.0	0.0	0.0	0.0	0.0	0.0	0.0	0.0	0.0	0.0	0.0	0.0		
0.0	0.0	0.0	0.0	0.0	0.0	0.0	0.0	0.0	0.0	0.0	0.0		
0.0	0.0	0.0	0.0	0.0	0.0	0.0	0.0	0.0	0.0	0.0	0.0		

'226934
 ISW-AF-350-LED-E1-SL3-7030

REPORT NUMBER: P226934
 CATALOG NUMBER: ISW-AF-3!

TION (continued):

CANDELA DISTRIBUTION (con

83°	84°	85°	86°	87°	88°	89°	90°	95°	105°		115°	125°
0.0	0.0	0.0	0.0	0.0	0.0	0.0	0.0	0.0	0.0	0°	568.8	568.8
0.0	0.0	0.0	0.0	0.0	0.0	0.0	0.0	0.0	0.0	2.5°	550.2	545.0
0.0	0.0	0.0	0.0	0.0	0.0	0.0	0.0	0.0	0.0	5°	520.9	509.4
0.0	0.0	0.0	0.0	0.0	0.0	0.0	0.0	0.0	0.0	7.5°	481.5	459.0
0.0	0.0	0.0	0.0	0.0	0.0	0.0	0.0	0.0	0.0	10°	436.2	403.8
0.0	0.0	0.0	0.0	0.0	0.0	0.0	0.0	0.0	0.0	12.5°	389.3	347.9
0.0	0.0	0.0	0.0	0.0	0.0	0.0	0.0	0.0	0.0	15°	345.7	290.8
0.0	0.0	0.0	0.0	0.0	0.0	0.0	0.0	0.0	0.0	17.5°	299.8	232.1
0.0	0.0	0.0	0.0	0.0	0.0	0.0	0.0	0.0	0.0	20°	255.8	175.3
0.0	0.0	0.0	0.0	0.0	0.0	0.0	0.0	0.0	0.0	22.5°	206.1	122.9
0.0	0.0	0.0	0.0	0.0	0.0	0.0	0.0	0.0	0.0	25°	151.2	89.2
0.0	0.0	0.0	0.0	0.0	0.0	0.0	0.0	0.0	0.0	27.5°	107.8	71.3
0.0	0.0	0.0	0.0	0.0	0.0	0.0	0.0	0.0	0.0	30°	80.6	60.0
0.0	0.0	0.0	0.0	0.0	0.0	0.0	0.0	0.0	0.0	32.5°	64.5	52.0
0.0	0.0	0.0	0.0	0.0	0.0	0.0	0.0	0.0	0.0	35°	54.9	47.2
0.0	0.0	0.0	0.0	0.0	0.0	0.0	0.0	0.0	0.0	37.5°	49.1	44.0
0.0	0.0	0.0	0.0	0.0	0.0	0.0	0.0	0.0	0.0	40°	45.9	42.4
0.0	0.0	0.0	0.0	0.0	0.0	0.0	0.0	0.0	0.0	42.5°	44.0	40.8
0.0	0.0	0.0	0.0	0.0	0.0	0.0	0.0	0.0	0.0	45°	43.0	39.8
0.0	0.0	0.0	0.0	0.0	0.0	0.0	0.0	0.0	0.0	47.5°	42.4	38.5
0.0	0.0	0.0	0.0	0.0	0.0	0.0	0.0	0.0	0.0	50°	41.7	38.5
0.0	0.0	0.0	0.0	0.0	0.0	0.0	0.0	0.0	0.0	52.5°	42.0	39.2
0.0	0.0	0.0	0.0	0.0	0.0	0.0	0.0	0.0	0.0	55°	43.7	39.2
0.0	0.0	0.0	0.0	0.0	0.0	0.0	0.0	0.0	0.0	57.5°	46.2	39.2
0.0	0.0	0.0	0.0	0.0	0.0	0.0	0.0	0.0	0.0	60°	48.1	39.8
0.0	0.0	0.0	0.0	0.0	0.0	0.0	0.0	0.0	0.0	62.5°	48.8	41.1
0.0	0.0	0.0	0.0	0.0	0.0	0.0	0.0	0.0	0.0	65°	48.1	41.7
0.0	0.0	0.0	0.0	0.0	0.0	0.0	0.0	0.0	0.0	66°	47.5	41.7
0.0	0.0	0.0	0.0	0.0	0.0	0.0	0.0	0.0	0.0	67.5°	46.5	41.1
										70°	44.3	38.5
										72.5°	39.8	34.7
										75°	34.0	27.9
										77.5°	27.6	22.5
										80°	20.5	17.0
										82.5°	15.1	13.2
										85°	10.6	9.3
										87.5°	6.4	5.8
										90°	1.6	1.6
										92.5°	0.0	0.0
										95°	0.0	0.0
										97.5°	0.0	0.0
										100°	0.0	0.0
										102.5°	0.0	0.0
										105°	0.0	0.0
										107.5°	0.0	0.0



REPORT NUMBER: P226934

CATALOG NUMBER: ISW-AF-350-LED-E1-

50-LED-E1-SL3-7030

tinued):

135°	145°	155°	165°	175°	180°
568.8	568.8	568.8	568.8	568.8	568.8
541.5	541.2	533.1	531.5	526.1	529.0
495.6	490.1	475.7	472.8	466.7	465.1
440.7	425.6	414.1	401.2	389.0	395.1
376.5	351.1	325.8	309.1	302.4	300.1
315.5	269.9	238.2	205.4	193.9	198.0
241.7	189.7	147.3	128.4	117.5	115.6
170.4	121.7	102.1	97.3	95.0	95.0
115.6	92.8	85.4	83.1	83.1	83.5
87.9	78.0	74.8	75.1	76.4	76.7
72.9	69.0	67.4	69.7	72.2	72.5
62.9	61.9	62.3	65.2	67.7	68.0
55.2	56.2	57.5	60.0	62.3	62.9
49.8	51.4	52.3	53.9	55.2	55.5
45.9	47.8	47.5	48.5	49.4	49.8
43.7	44.6	43.7	44.3	44.3	44.9
41.7	42.0	40.4	40.8	41.4	41.4
39.8	39.5	37.9	38.5	39.5	39.8
37.9	37.2	35.9	37.2	38.8	39.2
36.3	35.6	35.0	36.6	38.5	38.8
35.6	35.0	34.3	36.6	38.5	38.8
35.6	35.0	34.3	35.9	37.9	38.2
35.9	35.3	34.0	35.6	36.9	37.2
36.3	35.6	33.4	34.3	35.0	35.3
36.3	35.0	32.7	33.1	33.1	33.4
35.6	34.0	31.5	31.5	31.1	31.1
35.6	32.7	30.2	29.5	28.9	28.9
35.3	32.4	29.9	28.9	27.9	27.9
34.7	31.8	29.2	27.9	27.0	27.0
32.4	30.5	27.6	26.3	25.4	25.0
28.9	27.9	25.7	24.7	23.8	23.4
24.4	24.7	23.4	22.8	21.8	21.5
20.5	21.2	20.5	20.2	19.6	19.3
16.4	17.7	17.0	17.0	17.3	16.7
12.5	14.1	13.5	14.1	14.8	13.8
8.7	10.3	10.3	10.6	10.9	10.3
5.5	6.7	6.4	6.7	6.7	6.4
1.3	2.2	1.3	1.9	1.6	1.3
0.0	0.0	0.0	0.0	0.0	0.0
0.0	0.0	0.0	0.0	0.0	0.0
0.0	0.0	0.0	0.0	0.0	0.0
0.0	0.0	0.0	0.0	0.0	0.0
0.0	0.0	0.0	0.0	0.0	0.0
0.0	0.0	0.0	0.0	0.0	0.0
0.0	0.0	0.0	0.0	0.0	0.0
0.0	0.0	0.0	0.0	0.0	0.0
0.0	0.0	0.0	0.0	0.0	0.0

CANDELA DISTRIBUTION (continued):

	115°	125°	135°
110°	0.0	0.0	0.0
112.5°	0.0	0.0	0.0
115°	0.0	0.0	0.0
117.5°	0.0	0.0	0.0
120°	0.0	0.0	0.0
122.5°	0.0	0.0	0.0
125°	0.0	0.0	0.0
127.5°	0.0	0.0	0.0
130°	0.0	0.0	0.0
132.5°	0.0	0.0	0.0
135°	0.0	0.0	0.0
137.5°	0.0	0.0	0.0
140°	0.0	0.0	0.0
142.5°	0.0	0.0	0.0
145°	0.0	0.0	0.0
147.5°	0.0	0.0	0.0
150°	0.0	0.0	0.0
152.5°	0.0	0.0	0.0
155°	0.0	0.0	0.0
157.5°	0.0	0.0	0.0
160°	0.0	0.0	0.0
162.5°	0.0	0.0	0.0
165°	0.0	0.0	0.0
167.5°	0.0	0.0	0.0
170°	0.0	0.0	0.0
172.5°	0.0	0.0	0.0
175°	0.0	0.0	0.0
177.5°	0.0	0.0	0.0
180°	0.0	0.0	0.0

